

# Stepped Dome 12V 2700K Path Light Centennial Brass

15820CBR27 (Centennial Brass)

Project Name: \_\_\_\_\_

Location: \_\_\_\_\_

Type: \_\_\_\_\_

Qty: \_\_\_\_\_

Comments: \_\_\_\_\_



## Certifications/Qualifications

[www.kichler.com/warranty](http://www.kichler.com/warranty)

## Dimensions

Height	22.50"
Length	6.25"
Width	6.25"

## Electrical

Operating Voltage Range	9-15VAC/VDC
Voltage	12VAC/VDCV

## Mounting/Installation

Connector	Yes
Wire Connectors	Wire Nuts

## Photometrics

Color Rendering Index	80
Kelvin Temperature	2700K

## Primary Lamping

Lamp Included	Integrated
Light Source	LED
Max or Nominal Watt	4W
Max Wattage/Range	4W




## Product/Ordering Information

SKU	15820CBR27
Finish	Brass
UPC	783927569491

## Specifications

Material	BRASS
----------	-------

## Additional Finishes

-  Centennial Brass
-  Copper
-  Textured Architectural Bronze

### Kichler

7711 East Pleasant Valley Road Cleveland, Ohio 44131-8010  
Toll free: 866.558.5706 or [kichler.com](http://kichler.com)

### Notes:

- 1) Information provided is subject to change without notice. All values are design or typical values when measured under laboratory conditions.
- 2) Incandescent Equivalent: The incandescent equivalent as presented is an approximate number and is for reference only.

**KICHLER®**