

# CHARISM OVAL 6436

64" x 36" x 24" (FREESTANDING)

Charism has broken the mold, transcending conventional approaches to therapeutic baths.


## PRODUCT NO.

MODEL	TMU	TUB
Freestanding	BCH3OF00T-XX	BCH3OF00N-XX

THERMOMASSEUR (TMU) Hydro-thermo massage • Air jet system	\$11,000
Jets	35
1 heated backrest	Included
MiaPlus® Control*	Included
BU-Touch Control Application	Included
Geysair®	Included
AromaCloud®	N/A
AromaFlow*** BAROMAF <b>NEW</b>	\$950
Illuzio Chromatherapy BCHRO6	\$925
2 <sup>nd</sup> heated backrest (WTS-1 zone) BSHB	\$1,125

TUB Soaker	\$8,525
AromaCloud®	N/A
AromaFlow*** BAROMAF <b>NEW</b>	\$950
Illuzio Chromatherapy BCHRO6	\$925
WarmTouchShell® BWTS	\$1,125
DOT control	Included with therapy
2 <sup>nd</sup> WarmTouchShell® BWTS2	\$370

## FEATURES

Installation type	Freestanding		
No. of bathers		Imp. gallons	42
US gallons	51		

## INTEGRATED WASTE & OVERFLOW BOVERINI-XX

White 01, Chrome 07, Brushed Nickel 09, Polished Nickel 10, Matte White with UltraVelour finish 32	Installed & Included
--	----------------------

## STANDARD COLOR

	Included
White 01	

## STANDARD DECK COLOR BDECKCO-XX

	Included
White 01	

Black deck color

## OPTIONS (UPCHARGE APPLICABLE)

### FINISH

UltraVelour Matte Finish (white only) BVEL2	\$850
---	-------

### DECK COLOR BDECKCO-XX

  	\$250
Black 06    Copper 13    Crystal Rock 17	

### UNIVERSAL ARMRESTS BGBGU-XX

White 01	\$750
----------	-------

### INTEGRATED WASTE & OVERFLOW BOVERINI-XX


Matte Black 19, Satin Brass 18	\$120
--------------------------------	-------

### ISLAND TUB DRAIN™\*\*

Island Tub Drain™ BISLDD	\$260
Cast Iron Island Tub Drain™ BISLDDCI	\$310

### IF REQUIRED BY CONSTRUCTION CODE

Brass waste & overflow kit BDRCOB	\$240
Brass waste kit BDRCB	\$60

 Don't forget that this model is available in **White only with choice of deck color**. Don't forget to specify the **finish of the integrated waste & overflow**.

\* For TMU, control and faucets cannot be installed on deck of the bath.


\*\* An Island Tub Drain™ is required when there is **no access under the bath**.

\*\*\* When ordering an AromaFlow, an Integrated waste & overflow is mandatory (Included). Specify the finish of the waste.

## FOR THE INSTALLER

SCAN  
TO VIEW  
INSTALLATION  
VIDEO (3:20 MIN)



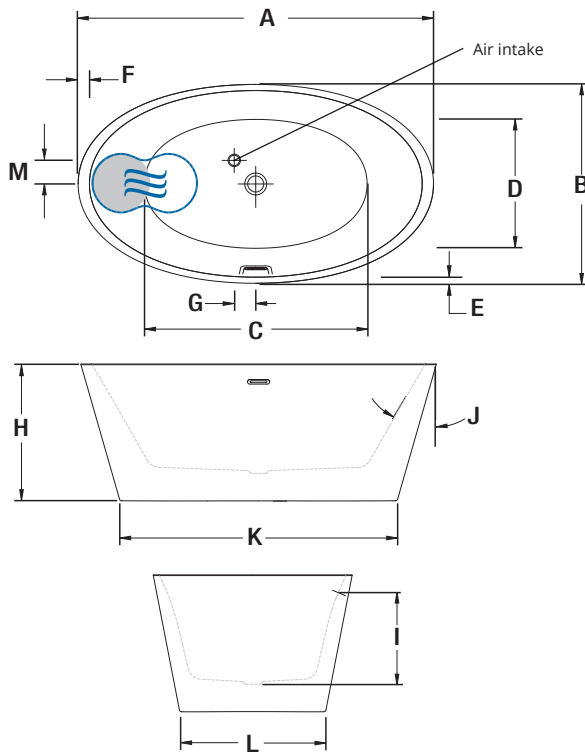


**CHARISM OVAL 6436 (FREESTANDING)**



White deck color

**INSTALLATION**



LETTER	DESCRIPTION	MEASURE
A	Total length	64 1/8"
B	Total width	35 7/8"
C	Bathing well length	41 3/4"
D	Bathing well width	23 5/8"
E	Deck width	1 1/8"
F	Deck width at headrest	2"
G	Center drain to center air intake	3 7/8"
H	Total height	24 3/4"
I	Maximum water level Maximum water level with AromaFlow	15 7/8" 14 7/8"
J	Slope of backrest	31°
K	Base length	50"
L	Base width	26 1/4"
M	Center drain to center air intake	4 1/4"

- Indicates heated backrest (TMU)
- ☄ Indicates WarmTouchShell® position (TUB)

**TECHNICAL SPECIFICATIONS**

<b>Hot water supply required</b>	The hot water supply should be 70% or more of the bath's total water capacity.
<b>Turbine</b>	Access to the pump must be at least 18" x 22". <b>Standard connection is 20 A, 120 V, 60 Hz, dedicated line with a Ground-Fault Circuit Interrupter (GFCI). For any additional option, a second line is needed 15 A, 120 V, 60 Hz, dedicated line with a GFCI.</b> Air vent necessary: 2" x 4" minimum.
<b>Others</b>	<ul style="list-style-type: none"> <li>- The Geysair® is located on the same side as the heated backrest. It must <b>NOT</b> be relocated. It must be <b>connected to the hot water supply</b> and be accessible (provide access).</li> <li>- Faucet must be freestanding or wall-mounted.</li> <li>- The turbine must be <b>remotely installed</b>.</li> <li>- Controls cannot be installed on the deck of the bath.</li> <li>- The water level will be lower when an AromaFlow is installed.</li> </ul>

Our products must be installed by certified professionals only and according to our Owner's Manual as well as federal, provincial/state and local building codes and regulations ([www.bainultra.com/dealers/dealer-documentation-and-catalog](http://www.bainultra.com/dealers/dealer-documentation-and-catalog)).

<b>Cutting template</b>	# 90000067
<b>Approx. shipping weight</b>	230 lb
<b>Turbine power</b>	550 W
<b>Air heater</b>	600 W
<b>WARRANTY</b>	
Controls-LED-Geysair*	5 years
Bath & turbine*	20 years

\* Some restrictions apply | [www.bainultra.com/warranty](http://www.bainultra.com/warranty)

The specifications shown indicate the outer edge dimension and the inside bathing capacity dimension measured at air jets' height. The manufacturer accepts a 1/4" [0.64 cm] variance. There are variations on each product and specifications are subject to change as we improve upon our product as required. The dimensions needed for site preparation and structure building will differ. BainUltra® assumes no responsibility for preparatory work done prior to the product being on site.